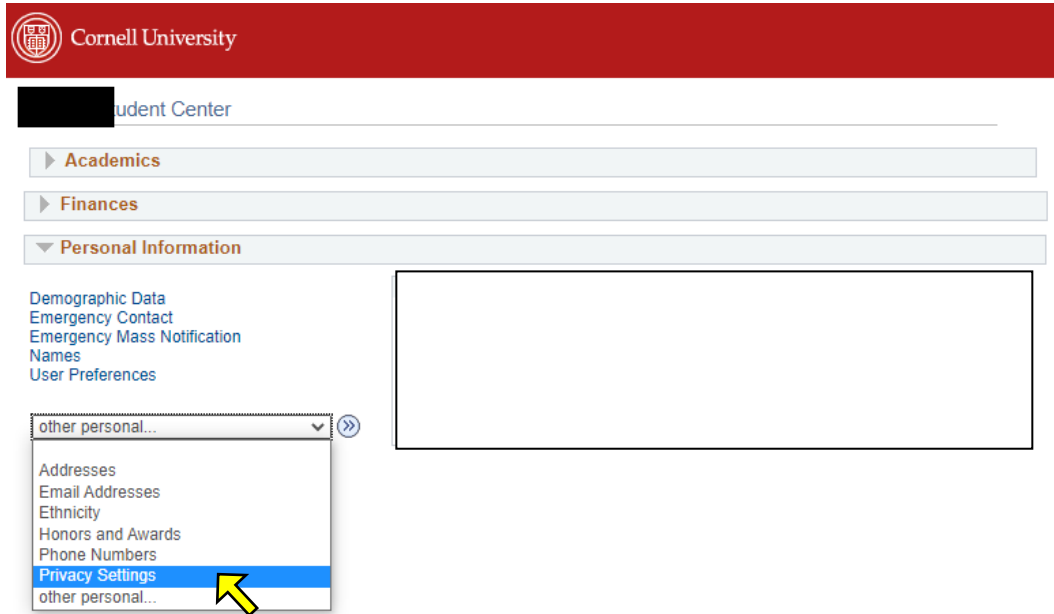

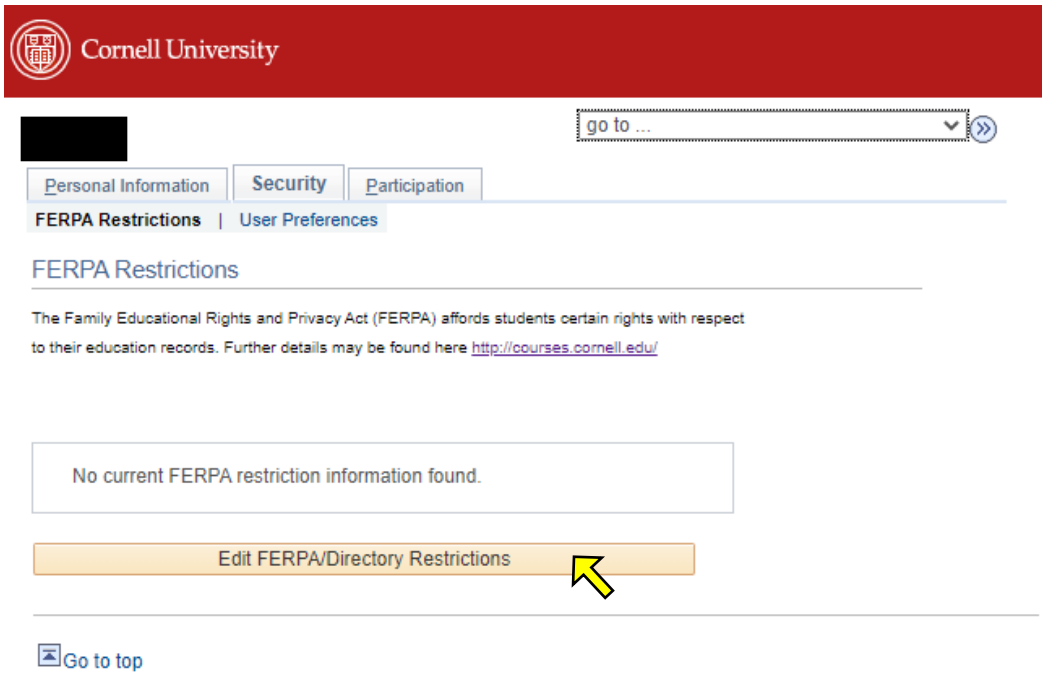


FERPA restriction:

1. Open student center: www.studentcenter.cornell.edu and log in with your net ID
2. Click on 'Privacy Settings' under the drop down bar in the 'Personal Information' tab



3. Then select  located next to the drop down bar
4. Click 'Edit FERPA/Directory Restrictions'



5. Mark the 'No Information Releasable' checkbox then press 'Save'.
 - a. You can also click 'Explain' next to 'Edit FERPA/Directory Restrictions' to learn more.

Cornell University

FERPA Restrictions

Edit FERPA/Directory Restrictions [Explain](#)

The Family Educational Rights and Privacy Act (FERPA) affords students certain rights with respect to their education records. Further details may be found here <http://courses.cornell.edu/>

Restrict All Fields Release All Restrictions

Restriction Categories

No Information Releasable

Restrict All Release All

Restrict

<input checked="" type="checkbox"/>	No Information Releasable	Release to Publication
-------------------------------------	---------------------------	--

Save [Return to FERPA Restrictions Summary](#)

6. Press 'OK' to confirm.

Cornell University

FERPA Restrictions

Save Confirmation

The Save was successful.

OK